











TILES LOOK

SIZES

			Thickness	Sq. M./ Carton	Pieces/ Carton
	24x24 Floor Tile	(60cm x 60cm)	8.5 MM	1.44 SQM	4
	12x24 Floor Tile	(30cm x 60cm)	8.5 MM	1.44 SQM	8
	32x32 Floor Tile	(80cm x 80cm)	8.5 MM	1.92 SQM	3
	24x48 Floor Tile	(60cm x 120cm)	8.5 MM	1.44 SQM	2
	2x2 Square Mosaic		8.5 MM	0.956 SQM	10
	1x3 Herringbone Mosaic		8.5 MM	1.013 SQM	10
	2x2 Hexagon Mosaic		8.5 MM	0.966 SQM	10
	2x6 Pickets Mosaic		8.5 MM	0.848 SQM	10
	2x2 Rhombus Mosaic		8.5 MM	1.107 SQM	10
	2x2 Diamond Mosaic		8.5 MM	0.924 SQM	10

APPLICATIONS


	Target DCOF wet	Suitable
Dry & Level Interior Floor	N/A	✓
Wet & Level Interior Floor	≥ 0.42	
Shower Floors (Residential or Light Commercial)	≥ 0.42	
Exterior Floor Applications (including pool decking & other wet areas with minimal footwear)	≥ 0.60	
Ramps & Inclines	≥ 0.65	
Walls/Backsplashes	N/A	✓
Countertops	N/A	
Pool Linings	N/A	

A DCOF value of ≥ 0.42 is the standard for tiles specified for level interior spaces expected to be walked upon when wet, as stated in ANSI A137.1-A326.3. For more information about DCOF and the DCOF Acu Test.

APPLICATION NOTES:

Suitable for exterior applications in freezing and non-freezing climates, when proper installation methods are followed.

TRIM

Type	Number	Size	Pieces/ Carton
 Floor Bullnose	P-43F9	3 x 24	10

INSTALLATION

Grout Joint Recommendation

Shade Variation

Floor: 1/8" (3/16" when multiple sizes are installed in a modular pattern, and/or when installing tile with a length 15" or greater in a staggered brick-joint pattern; overlap should not exceed 33%.)

 High (V3)

PERFORMANCE CHARACTERISTICS

	ASTM#	Result
Water Absorption	C373	< 0.5%
Breaking Strength	C648	> 275 lbs
Scratch Hardness	MOHS	7.0
Chemical Resistance	C650	Resistant

For additional information on test results, visit us at: www.ggcl.in

DURABILITY

Floor Surface Wear Resistance

1	Residential Bathrooms	③	All Residential / Light Commercial
2	All Residential Areas	4	All Residential / Commercial

NOTES

Since there are variations in all fired ceramic and natural products, tile and trim supplied for you r particular installation may not match samples. Final confirmation should be made from actual tiles and trim prior to installation. Manufactured in accordance with ANSI A137.1 Standards.

Not for use on ramps. Water, oil, grease, improper drainage and certain footwear can create slippery conditions. Floor applications expected to be exposed to these conditions require extra caution in product selection.

For additional information refer to Factors to Consider at: www.ggcl.in

Special consideration needs to be given when installing tiles greater than 15 inches. Please refer to daltile.com/Large Tiles for more information.

Manufacturer Advisory: All tile is measured by the DCOF Acu Test method. Tiles with DCOF values <0.42 are not recommended for use in areas with wet or slippery conditions. For more information, see ANSI standard A137.1 section 6.2.2.1.10, available at www.ggcl.in

Use of a latex modified thin-set is recommended for installation. For more information, visit www.ggcl.in



All or select items within this series meet the requirements for these qualifications. For more information, visit www.ggcl.in